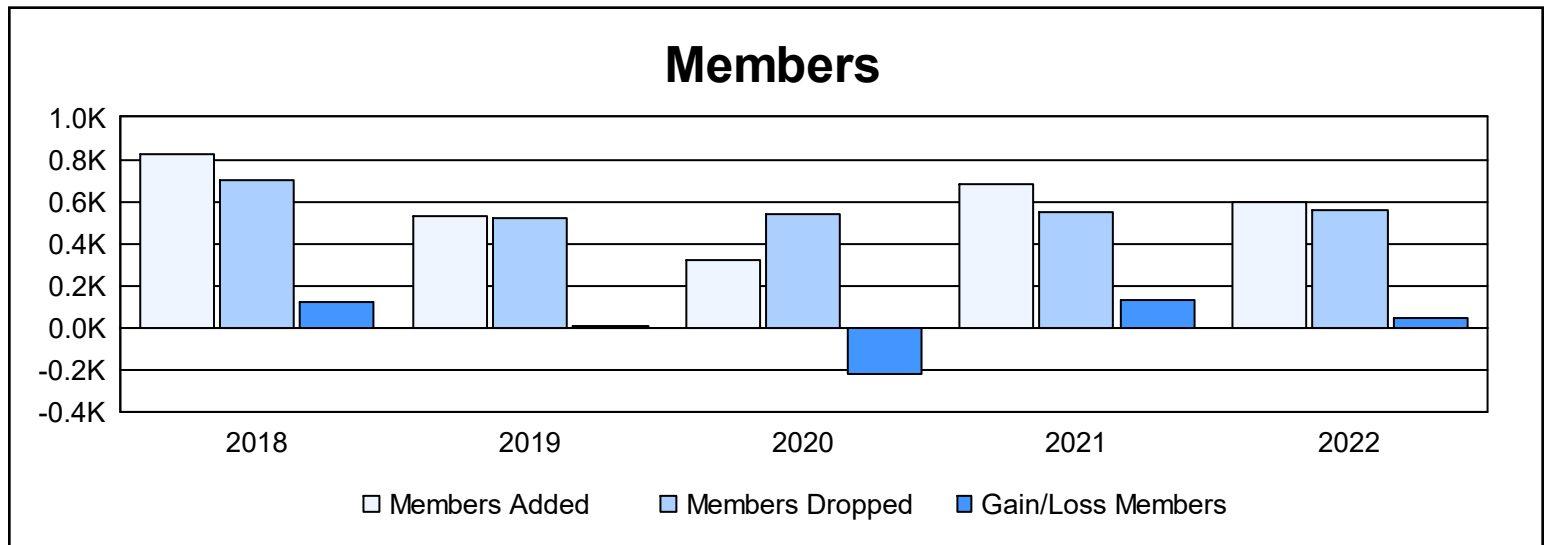
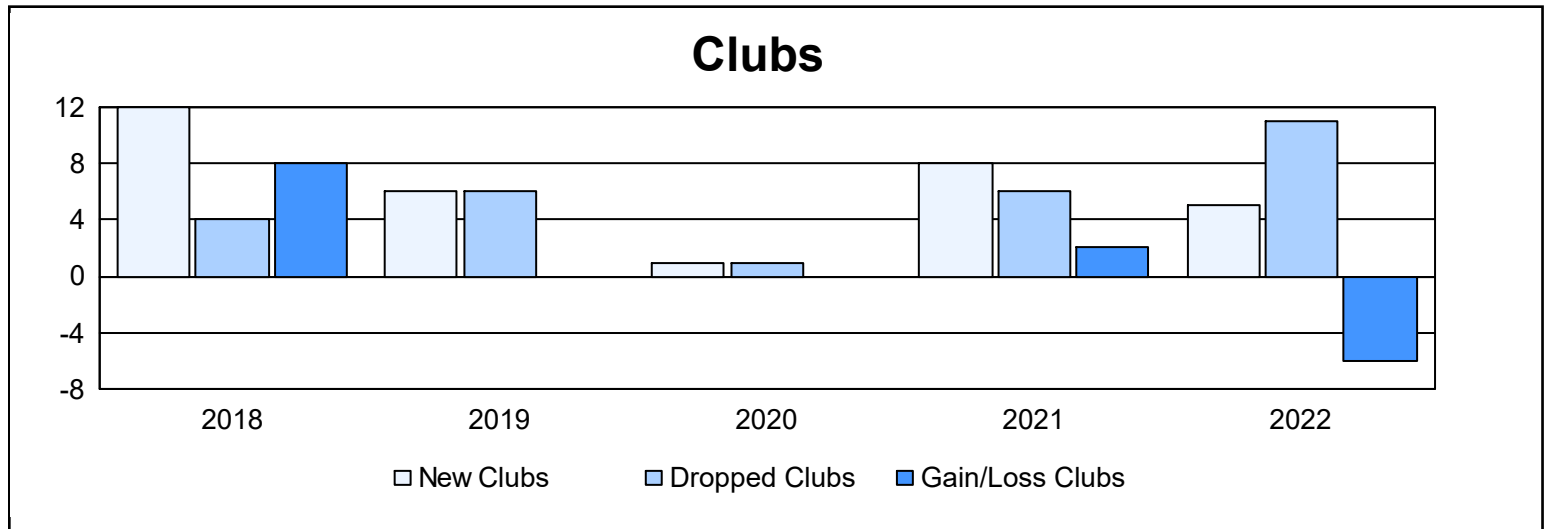
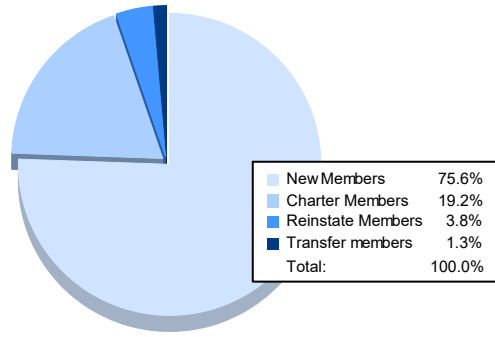


| Year | New Clubs | Dropped Clubs | Gain/ Loss Clubs | New Members | Charter Members | Reinstate Members | Transfer Members | Total Member Added | Total Members Dropped | Gain/ Loss Members |
|----------------|-----------|---------------|------------------|-------------|-----------------|-------------------|------------------|--------------------|-----------------------|--------------------|
| 2017-2018 | 12 | 4 | 8 | 541 | 256 | 25 | 3 | 825 | 703 | 122 |
| 2018-2019 | 6 | 6 | 0 | 230 | 191 | 109 | 3 | 533 | 523 | 10 |
| 2019-2020 | 1 | 1 | 0 | 190 | 65 | 52 | 15 | 322 | 543 | -221 |
| 2020-2021 | 8 | 6 | 2 | 395 | 221 | 55 | 6 | 677 | 547 | 130 |
| 2021-2022 | 5 | 11 | -6 | 452 | 115 | 23 | 8 | 598 | 555 | 43 |
| Average | 6 | 6 | 1 | 362 | 170 | 53 | 7 | 591 | 574 | 17 |



Membership Composition June 2022 Cumulative



Gender Composition June 2022 Cumulative

